

Autumn Music & Movement



The Leaves Fall Down Ten Little Spiders Apple Tree Song Five Little Pumpkins

Infants, toddlers, and preschoolers naturally respond to rhythm, song, and movement. Singing and moving together supports language, coordination, and social development, while bringing joy to everyday routines. These autumn songs are simple ways to connect and create community.

Tips for Singing & Movement with Young Children

Keep it short and simple. Young children thrive with brief songs and actions they can follow. Repeat often rather than extending too long.

Use your whole body. Pair words with gestures (patting knees, wiggling fingers, swaying arms) to help children connect sound and movement.

Exaggerate actions. Make movements a little bigger and slower than usual so children can copy at their own pace.

Offer props or instruments. Use scarves, finger puppets, or small pumpkins to make the songs more engaging and tangible.

Repeat with variation. Sing the same song in different ways: louder/softer, faster/slower, or with new verses children suggest.

Pause for anticipation. Leave space at the end of a line (“The leaves turn...”) so children can chime in or move with you.

Bounce or sway infants on your lap. Incorporate gentle movement to the rhythm of the song to match their developmental stage.

The Leaves Fall Down

In fall the leaves change colors
all around the town.

Pat knees to the beat.

The leaves turn **yellow**
and then they fall down,
and then they fall down.


Mimic falling leaves with hands and wiggling fingers,
or use scarves as falling leaves.

.....

Repeat with different autumn colors, like **orange**, **brown** and **red**.

Extension:

Distribute scarves in sets of autumn colors. When singing the 2nd verse, the children with the matching scarves are invited to stand up and dance like swirling, falling leaves.



BECKER'S®

Ten Little Spiders

One little, two little,
three little spiders...

Use fingers to count one, two, three.

Four little, five little,
six little spiders...


Use fingers to count four, five, six.

Seven little, eight little,
nine little spiders...

Use fingers to count seven, eight, nine.

Ten little spiders
crawling up my leg!

Creepy crawl your fingers up your own legs!



.....

Repeat, changing the last line with each verse:

- sitting on my head
- gobbling up a bug
- tickling my chin
- sitting on my toes

Invite children to invent lines with additional spider actions!


Apple Tree Song

Way up high in an apple tree,
Stretch arms up in the air, point fingers to the sky.

one little apple smiled at me.
Hold up one finger.

I shook that tree as hard as I could!
Wiggle your body!

Down came the apple and
mmmm, it was good!
Rub your belly in circles.



Repeat, changing the number of apples each verse. Continue until you get to five apples.

Or start at five, and count down to one!

BECKER'S®

Five Little Pumpkins

Five little pumpkins sitting on a gate.

Hold up your hand with five fingers extended.

The first one says, “Oh my, it’s getting late!”

Hold up one finger.

The second one says, “There’s a chill in the air.”

Hold up two fingers.

The third one says, “But we don’t care!”

Hold up three fingers.

The fourth one says, “Let’s run and run and run!”

Hold up four fingers.

The fifth one says, “We’re ready for some fun!”

Hold up all five fingers.

WoooooooOOOoohhhhhh! went the wind...

Wiggle all of your fingers

And OUT went the lights!

Clap hands together.

And five little pumpkins rolled out of sight!

Close hands into fist and roll them over each other.

