

Playful Learning for Infants, Toddlers, & Twos

Center for Family Services
August 30, 2023

Leslie Eslinger, M.Ed.
Director of Education and Development



BECKER'S.

Hi, I'm Leslie

- Director of Education and Development
- Life long Early Childhood Educator



Leslie Eslinger

BECKER'S[®]

Learning Goals

- Understand what features make a good IT toy
- Describe strategies for a successful play experience
- Name 4 benefits of play



BECKER'S®

Play Time



BECKER'S®

What makes a good
infant/toddler toy?



BECKER'S®

Why do we play?

- To stimulate our senses
- To learn new things
- To strengthen muscles
- To explore
- To develop curiosity
- To learn to focus
- To have fun
- To problem solve
- To feel joyful
- To accomplish a task

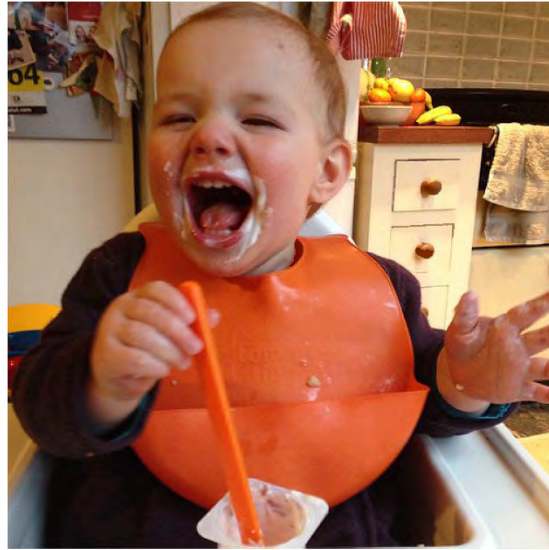


To build confidence

To experience success

BECKER'S[®]

Find the fun!



Supportive Strategies

Connect with
the children
as they play

- Get close to the child, get to their level, face them, make eye-contact

Be warm,
encouraging,
and have
fun!

- Smile often
- Laughter is contagious
- Give specific encouragement as children play
- Use children's names as they play

Talk before
touch

Before moving a child, giving them a toy, switching toys, etc, tell them what you are going to do before doing it.



BECKER'S®

Observe and
respond

Watch for children's attention, interest, frustration, etc with a toy and respond according to their cues

Serve and return

Mirror children's facial expressions, sounds, words, and actions



BECKER'S[®]

Strategies to Make the Most of Play!

Say

Say the behavior you want to see

- Communicate clear expectations for playing safely – “The cups are for stacking. You can get a ball to throw.” Tell children what they CAN do with the toys instead of what they can’t do.

Make

Make connections

- Use “I notice” and “I wonder” statements to describe the children’s play.

Give

Give just enough help

- As children play with toys, offer just enough help so they don’t give up, but don’t do all the playing for them.



BECKER'S®

CLASS Domain: Facilitated Exploration



Video Source: Teachstone “Facilitated Exploration of a Shaker” – Infant CLASS Dimension – Facilitated Exploration

Let's Explore Together



Play can be laugh-out-loud fun or intense concentration!

BECKER'S®

Look, Touch, Learn Tummy Time Books (Birth +)



These freestanding books
have been specially designed for
Tummy Time!

The Benefits of Tummy Time...

Neck

- Strengthens neck muscles
- Improves head control

Back

- Strengthens core muscles
- Promotes skeletal alignment

Legs and Hips

- Strengthens and stretches muscles for crawling

Head

- Prevents plagiocephaly (flat head)

Brain

- Sensory processing skills
- Cognitive development
- Motor planning skills

Tummy

- Strengthens core muscles
- Can help constipation, gas, and reflux

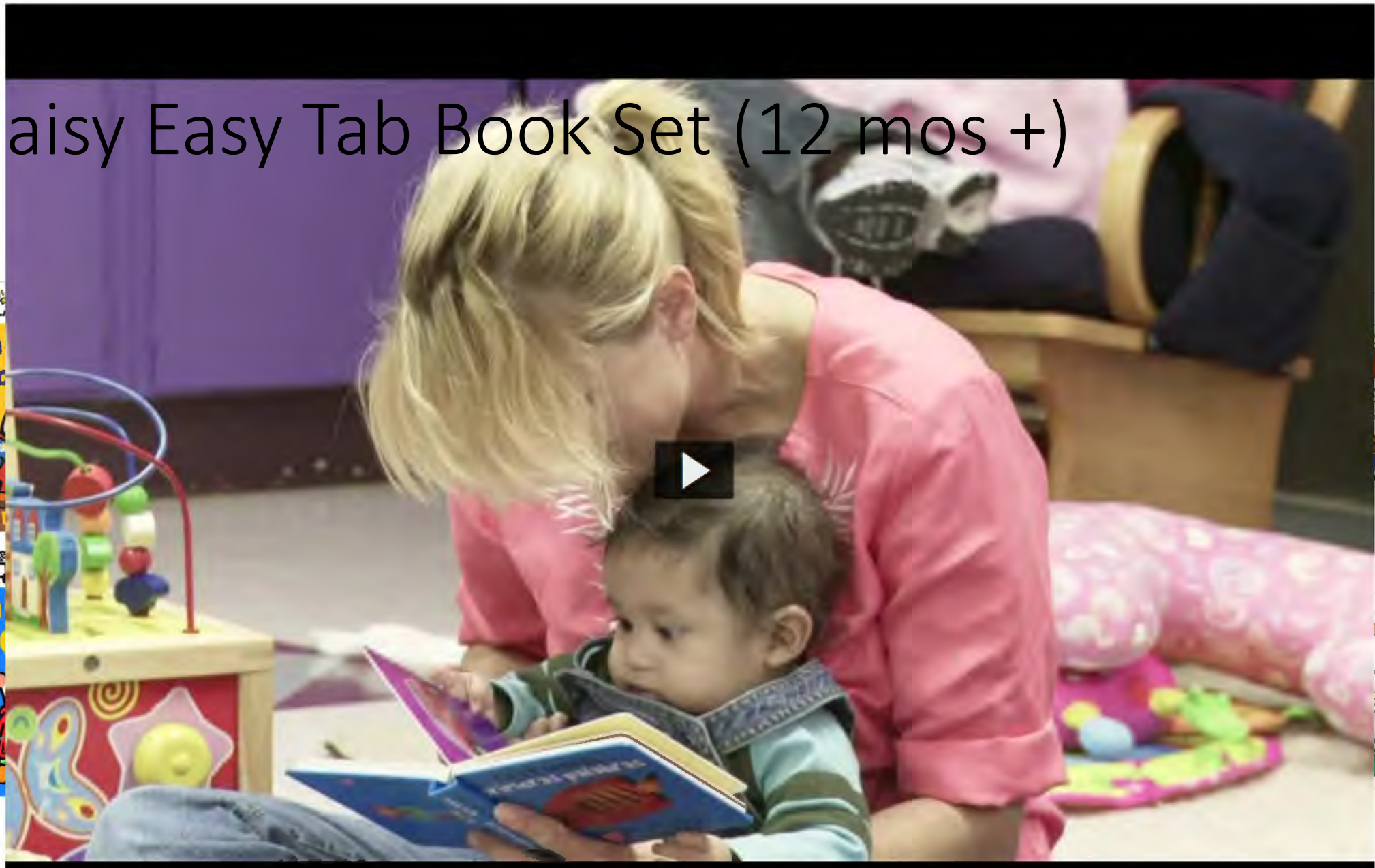

Eyes

- Visual motor skills and depth perception
- Eye hand coordination skills

Hands and Arms

- Strengthens shoulders for reaching and fine motor skills
- Develops hand arches for fine motor skills

Maisy Easy Tab Book Set (12 mos +)



What do you See? Bilingual Board Book Set (12 mos +)



BECKER'S

Facilitated Exploration



Teachstone Video linked to picture: “Expanding Infants’ Experiences While Exploring Blocks” – Infant CLASS Dimension – Facilitated Exploration

Puffaboo Elephant (3 mos +)



<https://www.shopbecker.com/playful-learning>

BECKER'S[®]

Plugzy Shape Sorting (10 mos +)



<https://www.shopbecker.com/playful-learning>

BECKER'S[®]

Spinny Pins



Fill 'n Spill Soft Taco (6 mos +)



<https://www.shopbecker.com/playful-learning>

BECKER'S®

Pineapple Soft Stacker (6 mos +)



<https://www.shopbecker.com/playful-learning>

BECKER'S

Parallel Talk & Communicating



Linked Video: “Parallel Talk While Playing With a Box and Balls” – Toddler CLASS Dimension – Language Modeling

Small World Woodland Animals (2 yrs +)



BECKER'S®

Snap 'n Learn Squirrels (18 mos +)



- Regard for Child Perspectives
- Facilitation of Learning & Development
- Quality of Feedback

<https://www.shopbecker.com/playful-learning>



BECKER'S®

Puzzles with Purpose



BECKER'S

Active Involvement



Teachstone Video: “Encouraging an Infant to Explore a Toy” – Infant CLASS Dimension – Facilitated Exploration

Have a ball!



Measure Up Cups



Eco Dining Set (12 mos +)



<https://www.shopbecker.com/playful-learning>

BECKER'S®



Build Your Own Truck Set

Super Soft Flower Floor Pillows (12 mos +)



<https://www.shopbecker.com/playful-learning>

BECKER'S®

Home Connections



Sprouts™ Clean It!



Sprouts™ Fix It! My Very Own Tool Set

Rainbow Playcloth



Learning Goals

- Understand what features make a good IT toy
- Describe strategies for a successful play experience
- Name 4 benefits of play



BECKER'S®

Resources

- <https://eclkc.ohs.acf.hhs.gov/video/playful-learning-environments-infants-toddlers>
- <https://teachstone.com/resources/>
- The Creative Curriculum® for Infants, Toddlers and Twos
- NAEYC, Developmentally Appropriate Practice: Focus on Infants and Toddlers

BECKER'S®



Thank YOU for playing
with me today.

Joyfully yours,
Leslie

